

**TOUGH SHEDS**  
**ASSEMBLED EASY**

**KCSHEDS.COM.AU**

**Phone** 0448 601 010

**Email** [contact@kcsheds.com.au](mailto:contact@kcsheds.com.au)



**DOMESTIC : RURAL : INDUSTRIAL KIT SHEDS**  
**TRUSTED LOCAL QUALITY**



**Colorbond®**



**Zincalume®**

# 5 GOOD REASONS TO CHOOSE KC SHEDS

Choosing a company to supply your new kit shed is a big decision. So here are 5 good reasons to choose KC Sheds, not just as your shed supplier, but as your project partner that is here to step you through the details and make your job easy.

## 01 STREAMLINED PROCESS

We are able to seamlessly deliver your shed whilst also reducing lead times, costs and stress.

## 02 FASTER DELIVERY

Our unique project management focus ensures on-time delivery. No delays.  
No unnecessary impact on your project, your operations or bottom line.

## 03 SHEDSPAN LIFETIME GUARANTEE

All of our sheds and buildings come with the unique 'SHEDSPAN Lifetime Guarantee'.

SHEDSPAN  
LIFETIME  
GUARANTEE



## 04 KC SHEDS KITS DELIVERED ANYWHERE

We supply sheds anywhere and everywhere – whether your site is in a capital city or in the remotest corner of the country, KC Sheds is ready to provide a solution for your particular project.

## 05 WE MAKE YOUR LIFE EASIER

Investing in a shed for your project is a long-term investment and we are dedicated to giving you an "effortless experience" by providing concept through to delivery and all the information that you need to make an educated decision.



**HERE TO SERVE YOU, YOUR SATISFACTION IS OUR PRIORITY.**  
Full elevation drawings, and all optional accessories that you want on your shed are included in your kit proposal.




# CONTAINER COVERS

DESIGN  
& SUPPLY

More than just a shed supplier, we walk you through the entire process – as specialists in the supply of sheds to all industries and with the unique **‘SHEDSPAN Lifetime Guarantee’** on all products, we are bound to be the supplier of choice to provide quality concept-to-delivery solutions for your particular project; from design and engineering through to manufacture & delivery.

Our Unique design allows for Large Spans and Engineering. Container Sheds. Engineered to suit Regions A, B and C. Direct connection to 6m and 12m Containers. Any span available for applicable wind region. Height to suit purpose. Adjustable side walls and gable infills.



Call today for a FREE quote **0448 601 010**  
**KCSHEDS.COM.AU**



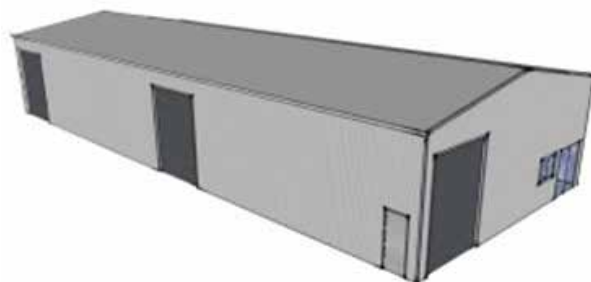


# COMMERCIAL & INDUSTRIAL



-  Commercial & Industrial
-  Factory
-  Warehouse
-  Workshop
-  Storage Unit
-  Hangar

KC Sheds can **design, supply and deliver** any size or layout Industrial or Commercial shed directly to your property or site.







## FARM SHEDS

-  Hay Shed
-  Workshop Shed
-  Machinery Shed
-  Yard Cover
-  Shearing Shed

Double and Triple Gables depending on wind regions.








Call today for a FREE quote **0448 601 010**  
**KCSHEDS.COM.AU**




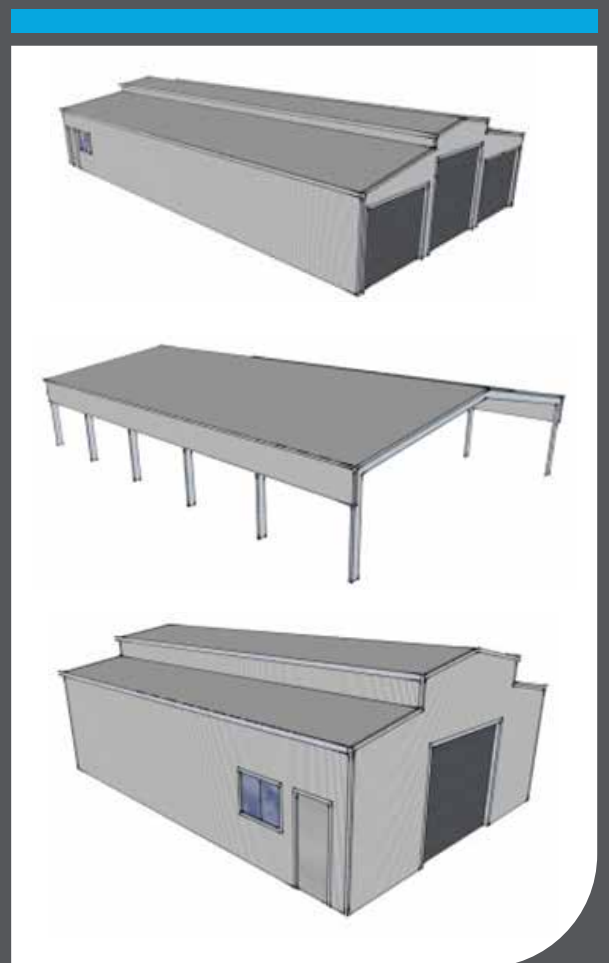




# EQUINESPAN

-  Equinespan
-  Arena Cover
-  Stable Shed
-  Round Yard Cover
-  Paddock Shelter
-  Barn

Our Supplier has been designing & supplying equine sheds for years and the team here at KC Sheds are confident that we can offer a solution to your particular need.









Call today for a FREE quote **0448 601 010**  
[KCSHEDS.COM.AU](http://KCSHEDS.COM.AU)







## DOMESTIC SHEDS

-  Garage
-  Workshop
-  Storage Shed
-  Pool Over
-  Carports
-  Free Standing Awnings

KC Sheds can design, supply and deliver any size or layout shed specifically designed to suit the layout and requirements of your particular property. Whether it be a new garage that you need to protect your cars or if you need a large storage shed for all the tools – KC Sheds is sure to have a kit solution for your requirements.



Call today for a FREE quote **0448 601 010**  
**KCSHEDS.COM.AU**







**P 0448 601 010**

**E [contact@kcsheds.com.au](mailto:contact@kcsheds.com.au)**

**KCSHEDS.COM.AU**



**Colorbond®**

**Zincalume®**